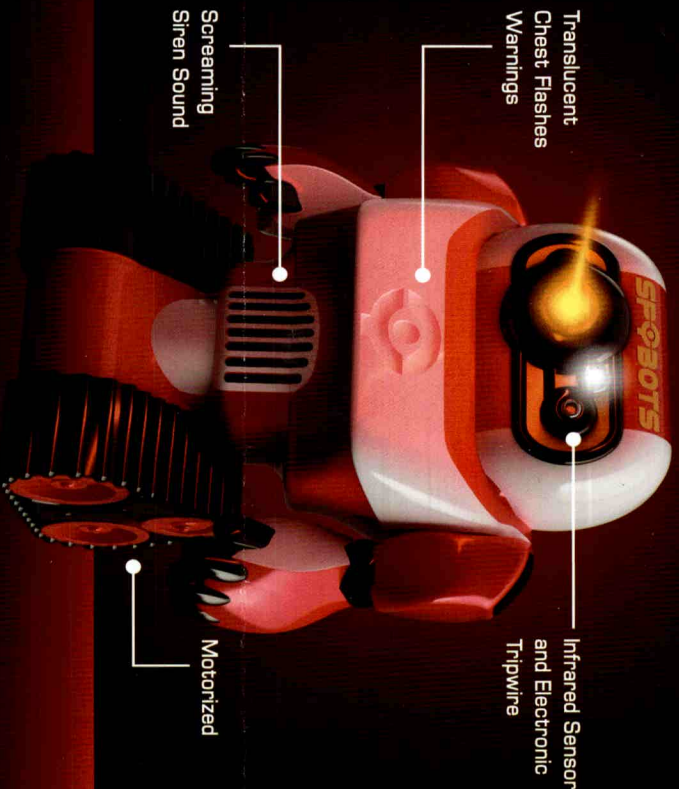


SPYBOTS™

CYBERNETIC SECURITY ROBOTS




T.R.I.P.™

LED TRIPWIRE ALARM ROBOT


Item # 68402 Ages 6+
Requires: 3 AAA (1.5V) batteries (not included).

1 Have an adult open the battery door on the back of T.R.I.P. with a Phillips head screwdriver (not included) and insert 3 "AAA" batteries (not included). Then replace the battery door and securely fasten with screw.




2 Place T.R.I.P. on a smooth indoor surface such as a wood, tile, or vinyl floor. (T.R.I.P. will not drive properly on high carpet, but his sensors will all still work)

3 Power up T.R.I.P. by sliding the power button on his back to the ON position. T.R.I.P. will emit sound for 10 seconds, his chest will illuminate and he will project the SPYBOTS icon on the nearest wall. (During this 10-second waiting period, there should be no movement in front of T.R.I.P., otherwise he will not respond.)



4 T.R.I.P. is now in **GUARD MODE!** If anything or anyone crosses his path, he will alert you with his screaming alarm and chase them down!



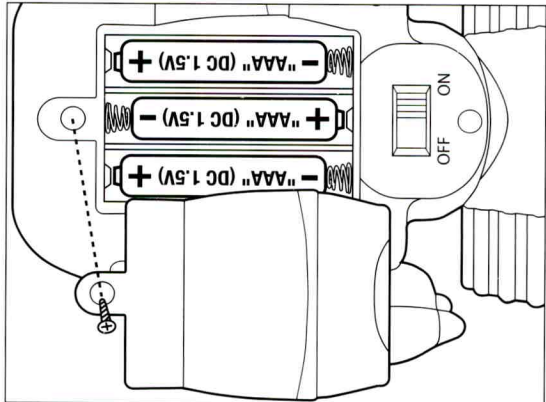
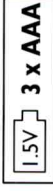
5 When T.R.I.P. stops moving, he will emit a sound for 3 seconds and automatically reset. (During this 3-second waiting period, there should be no movement in front of T.R.I.P., otherwise he will not respond.) If you want to rearm him, slide the power button to OFF (then follow directions from step 2). To preserve battery life, when T.R.I.P. is off-duty, slide the button on his back to the OFF position.

© and TM 2021 NSI International, Inc., and NSI Products (HK) Limited. All Rights Reserved. Global patents pending. Manufactured by NSI International, Inc. New York, NY 10011 and NSI Products (HK) Limited, Hong Kong.



Requires 3 x AAA Batteries. (Batteries not included).

- Alkaline batteries recommended.
- Rechargeable batteries must only be recharged under adult supervision.
- Rechargeable batteries must be removed from the toy before recharging.
- Non-rechargeable batteries must not be recharged.
- Different types of batteries, or new and used batteries must not be mixed.
- Only batteries of the same or equivalent type as recommended should be used.
- Batteries should be replaced by an adult.
- Batteries must be inserted following the correct polarity.
- Exhausted batteries should be removed from the product.
- The supply terminals must not be short-circuited.
- Batteries should be removed from the product when not in use.
- Do not dispose of batteries in fire.



Imported by:
Character Options Ltd.
Lees Brook Mill, Lees Road,
Lees, Oldham OL4 5JL UK
Customer Service Department
Tel No: **0161 633 9808**
Made in China

www.character-online.co.uk

PROXY A/S
GOTHERSGADE 14, 3RD FLOOR DK-1123
COPENHAGEN K, DENMARK
www.proxyas.com



WARNING: CHOKING HAZARD.

Not suitable for children under 36 months. Choking hazard (small parts). Please remove all packaging attachments before giving this product to a child. Please use discretion if making purchases for children younger than the age recommended on this package. At the end of the useful life of this product, do not dispose in normal household waste. Check with your local authority or responsible disposal centre and submit to the collection point for the recovery and recycling of electrical and electronic equipment. Product specifications, colour and contents may vary from those illustrated.

IMPORTANT: Please retain packaging/instructions and purchase details for future reference as they contain important information.

Item: **SPYBOTS T.R.I.P**
Item Number: **66402**
Age Grade: **6 years plus**

RECYCLING OUR PRODUCTS

All our product and packaging is designed with easy and safe recycling in mind. For information on the **National Recycling Strategy** and the recycling logo on the pack or product please visit - www.recycle-more.co.uk - where you will find the answers to our UK recycling questions.

